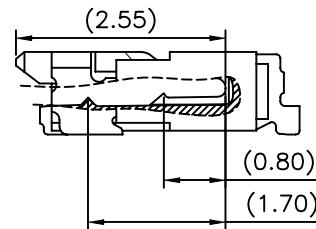
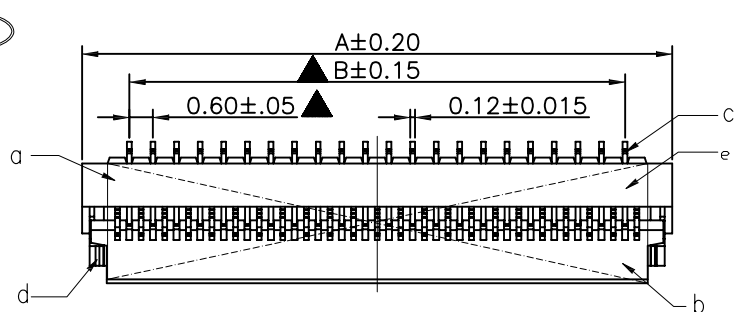
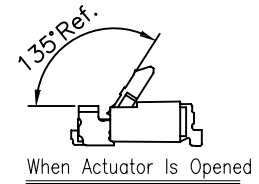
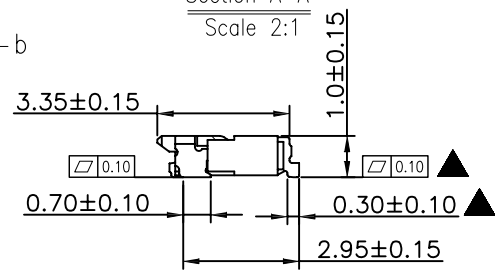
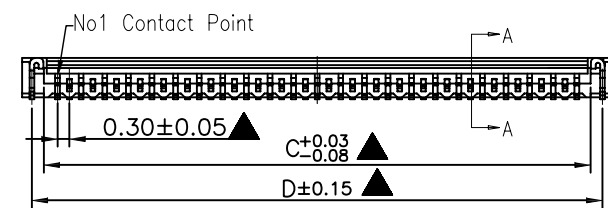
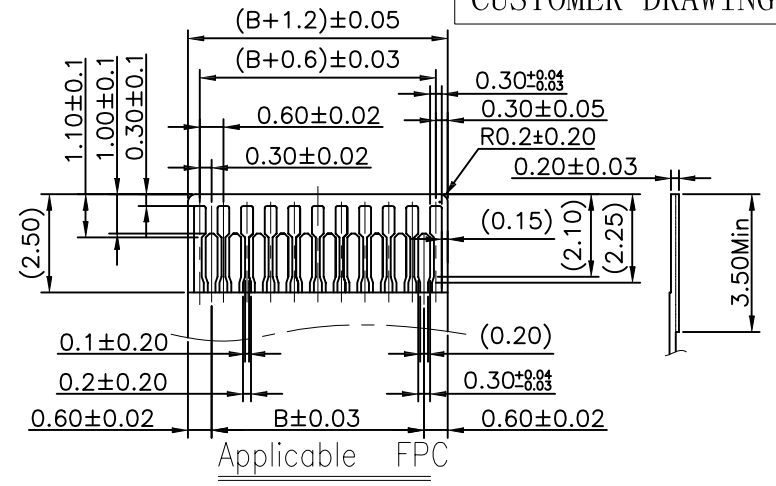


RoHS
HF



Section A-A
Scale 2:1



Voltage Rating : 30V AC/DC
Current Rating : 0.2A AC,DC
Withstand Voltage : 500V AC/minute
Contact Resistance : 30mΩ(MAX.)
Insulation Resistance : 100MΩ(MIN.)
Temperature Range : -55°C~+85°C
▲ IS IMPORTANT DIMENSION

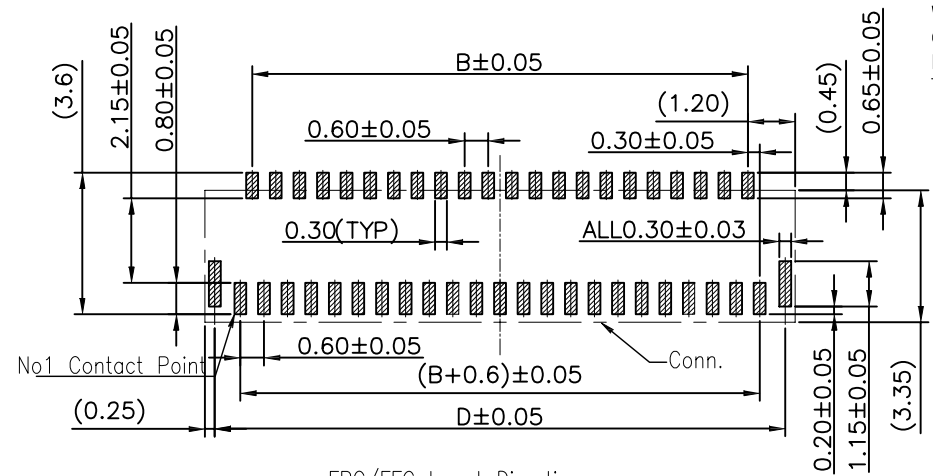
40301W90-NPA-S H L OA T B R
① ② ③④⑤⑥⑦⑧⑨⑩⑪

- ① Series No.
- ② W90 :Right angle
- ③ No. of Circuits
- ④ Color: A=Black
- ⑤ S: SMT type
- ⑥ H=Halogen Free
- ⑦ Material: L=LCP
- ⑧ Plating for contacts:
OA=Gold-flash on contact area
- ⑨ Plating for solder area:
T=Tin Plating
- ⑩ Assembly Style
- ⑪ B=Bottom Contacts
- ⑫ R=Tape & Reel

Number of Contacts	Dimension			
	A	B	C	D
25	9.00	6.60	7.90	8.50
27	9.60	7.20	8.50	9.10
29	10.20	7.80	9.10	9.70
31	10.80	8.40	9.70	10.30
33	11.40	9.00	10.30	10.90
35	12.00	9.60	10.90	11.50
37	12.60	10.20	11.50	12.10
39	13.20	10.80	12.10	12.70
41	13.80	11.40	12.70	13.30
45	15.00	12.60	13.90	14.50
49	16.20	13.80	15.10	15.70
51	16.80	14.40	15.70	16.30
57	18.60	16.20	17.50	18.10
61	19.80	17.40	18.70	19.30
67	21.60	19.20	20.50	21.10
71	22.80	20.40	21.70	22.30
73	23.40	21.00	22.30	22.90

Number of Contacts	Dimension			
	A	B	C	D
13	5.40	3.00	4.30	4.90
15	6.00	3.60	4.90	5.50
17	6.60	4.20	5.50	6.10
19	7.20	4.80	6.10	6.70
21	7.80	5.40	6.70	7.30
23	8.40	6.00	7.30	7.90

No.	Description	Material	Color/Finish
a	Housing	LCP,UL94V-0	Black
b	Actuator	LCP,UL94V-0	Black
c	Terminal	Phosphor Bronze	Gold Flash
d	LFG	Phosphor Bronze	Matte Tin Plating Over Ni
e	Mylar	Polyimide	Brown



FPC/FFC Insert Direction
Recommended P.C.B Layout

REV.	REVISION RECORD	DATE

GENERAL TOLERANCES		SCALE:1:1	NAME	DATE
LINER	ANGLES	APPROVED	DESIGNER	DRAWN
0.0 ±0.30	X'REF± 6'			
0.00 ±0.20	X' ± 3'			
UNIT: MM	0.00 ±0.10	X'X' ± 2'		

WJCT
苏州伟聚电子科技有限公司
TITLE:
FPC 0.3 Pitch 1.0H ZIF R A Connector

PART.ND: 40301W90-NPA-SHLOATBR
DWG.ND: 40301W90-NPA-SHLOATBR
REV: A
SHEET: 1/1