CUSTOMER DRAWING

RoHS
HF

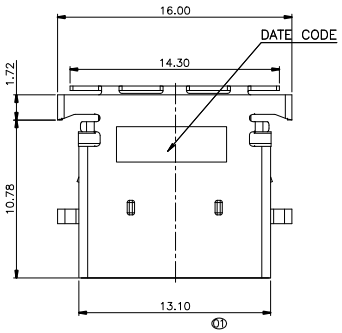

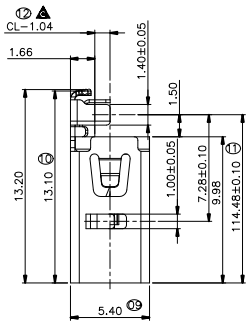

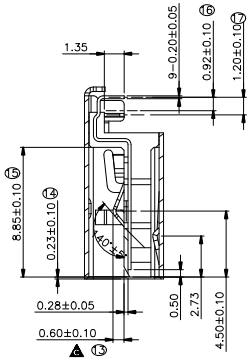

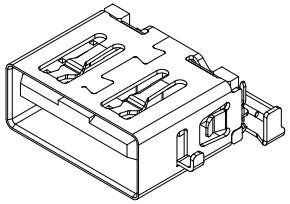

NOTES:
1. MATERIAL:
   1.1 INSULATOR:HIGH TEMPERATURE PLASTIC UL 94 V-0;BLACK
   1.2 CONTACT:COPPER ALLOY(T=0.20mm)
   1.3 SHELL:SUS201(T=0.30mm)
2. ELECTRICAL CHARACTERISTICS;
   2.1 CONTACTRESISTANCE:30mΩ Max
   2.2 CONTACT CURRENT RATING:2A
   2.3 DIELECTRIC WITHSTANDING VOLTAGE:500 V R.M.S.
   2.4 INSULATION RESISTANCE 100 MEGOHMS Min
   2.5 OPERATING TEMPEROTURE:-40° C ~ 85° C
3 MECHANICAL CHARACTERISTICS:
   3.1 MATING FORCE:35 N Max
   3.2 UNMATED FORCE:15N~27N INITIAL; 8 N Min AFTER TEST
   3.3 DURABILITY:5,000 CYCLES
4. PLATING
   4.1 TERMINAL CONTACT: 50u" MIN Ni UNDERPLATING, GOLD PLATING ON CONTACT AREA AND 80u"MIN MATTE TIN PLAING ON SOLDER AREA.
   4.2 SHELL:50u"MIN. SOLDERABLE NICKEL ALL OVER.
5. ⓧMARK IS MAJOR DIM. ▲ MARK IS CPK DIM.

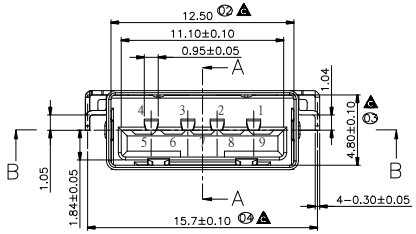

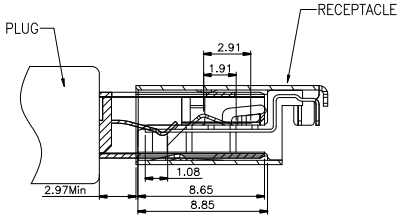

Patent Pending

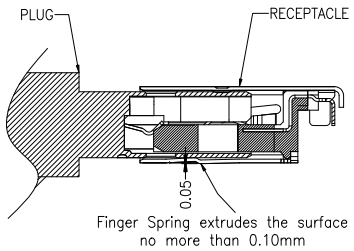

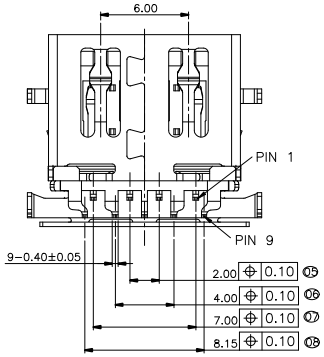

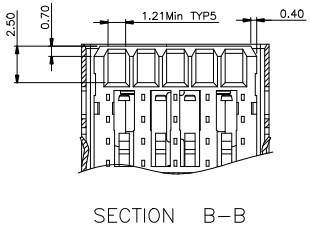

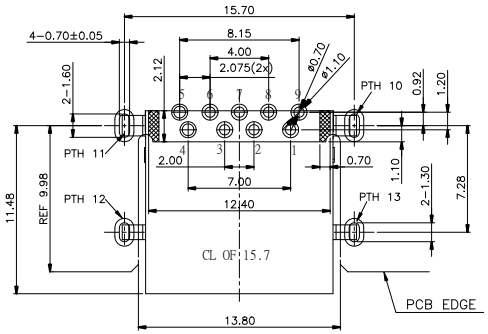

TOLERANCE: ±0.05, THICKNESS: 1.0~1.2mm
RECOMMENDED PCB LAYOUT
(TOP VIEW)
KEEP OUT AREA

Pin #	SIGNAL NAME	DESCRIPTION	MATING SEQUENCE
1	VBUS	POWER	SECOND
2	D-	USB 2.0 DIFFERENTIAL PAIR	THIRD
3	D+		
4	GND	GROUND FOR POWER RETURN	SECOND
5	StdA_SSRX-	SUPERSPEED RECEIVER DIFFERENTIAL PAIR	LAST
6	StdA_SSRX+		
7	GND_DRAIN	GROUND FOR SIGNAL RETURN	
8	StdA_SSTX-	SUPERSPEED TRANSMITTER DIFFERENTIAL PAIR	
9	StdA_SSTX+		
Shell	Shield	CONNECTOR METAL SHELL	FRIST

No.	Part Name	Q'TY	Material	Finish
1	HOUSING	1	LCP E471i	BLACK
2	SHELL	1	SUS201 H	Ni PLATING
3	CONTACT TERMINAL	9	C5210 EH	SEE NOTES

REV.	REVISION RECORD	DATE

UNIT: MM
SIZE: A4

GENERAL TOLERANCES	
LINEAR	ANGLES
0.0 ±0.20	X°REF± 6°
0.00 ±0.10	X° ± 3°
0.000±0.05	X°X' ± 2°

SCALE:	NAME	DATE
APPROVED	BingShao	2015.04.16
DESIGNER	Peak.ke	2015.04.16
DRAWN	Allen.Zheng	2015.04.16

WJCT
苏州伟聚电子科技有限公司

TITLE: USB3.0 CL1.04 mm DIP TYPE

PART.NO: W-26-0115-0A00
DWG.NO: W-26-0115-0A00
REV: A
SHEET: 1/1