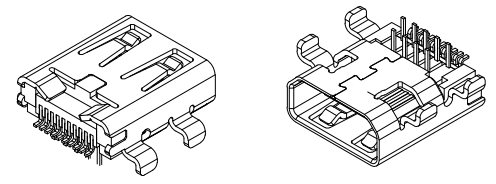
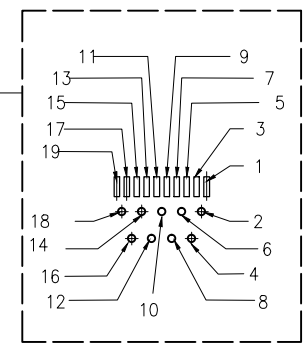
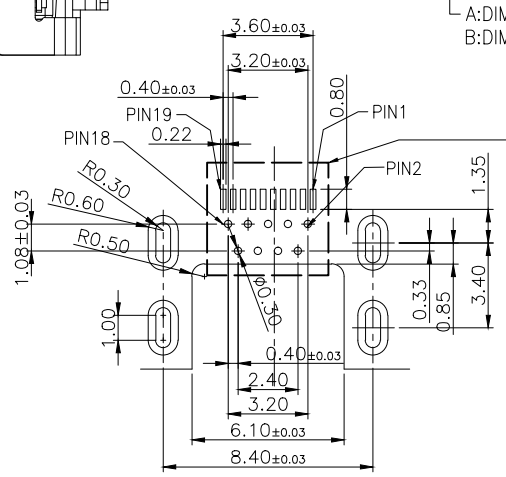
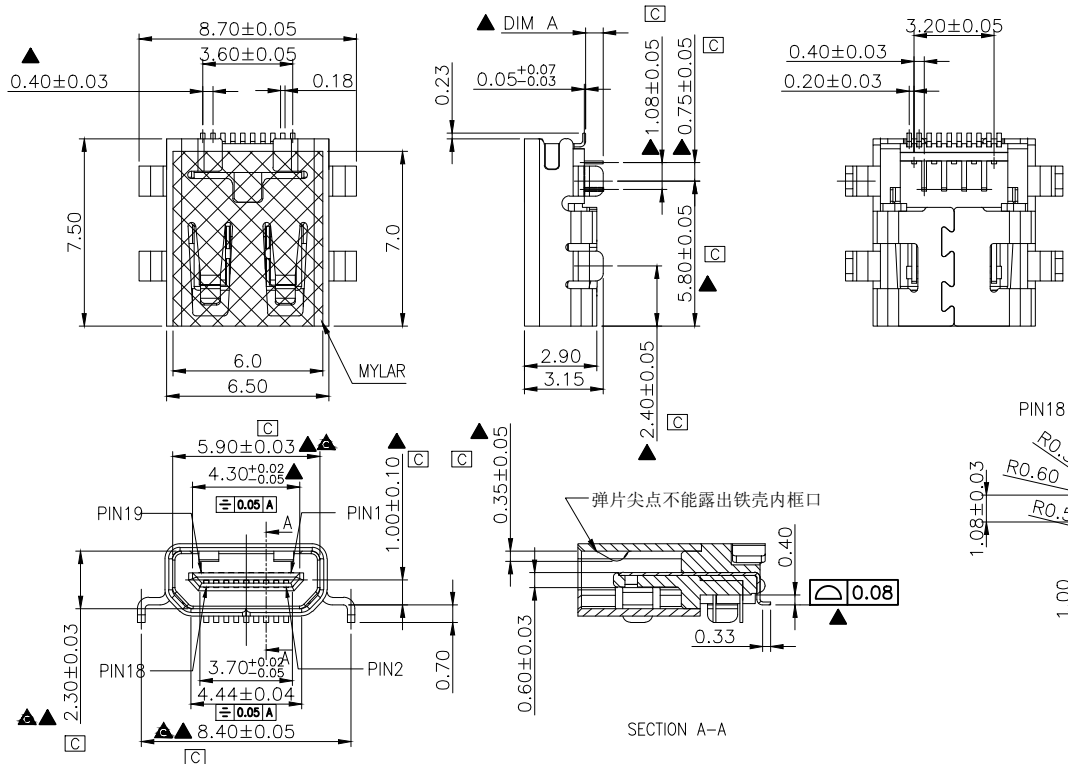


RoHS
HF



- NOTES:
- UNLESS OTHERWISE SPECIFIED, ALL TOLERANCES FOLLOW DRAWING COMMON STANDARD.
 - FLASHS OR GATE SHALL NOT EXCEED 0.03mm SURFACES SHALL BE SMOOTH AND FREE OR SCRATCHES BLOW HOLES.
 - CAVITY NUMBER PROTRUDE SURFACE 0.03mm MAX.
 - MATERIAL: HOUSING LCP+ 30% G.F, UL94V-0 COLOR: BLACK CONTACT: COPPER ALLOY , THICKNESS = 0.12±0.01mm. FINISH: GOLD FLASH 1 μ"MIN. ON CONTACT AREA AND SOLDER AREA & ALL OVER NICKEL SHELL : STEEL , THICKNESS = 0.30±0.01mm FINISH: PLATING NICKEL 80 μ" ~ 120 μ" OVERALL
 - ▲ MARK IS IMPORTANT DIM. ▲ MARK IS CPK DIM.
 - MECHANICAL CHARACTERISTICS:
 - 6.1 MATING FORCE:4.5 Kgf Max.
 - 6.2 UNMATED FORCE:0.5~2.5 Kgf INITIAL AND 0.3~2.5Kgf AFTER 5000 CYCLES LIFE
 - PART NO.:



RECOMMENDED P.C.B LAYOUT
P.C.B THICKNESS=0.8mm(TOLERANCE=±0.05)

6	MYLAR	1
5	SHELL	1
4	P2 HOUSING	1
3	P1 HOUSING	1
2	M2 CONTACT	10
1	M1 CONTACT	9
ITEM	DESCRIPTIONS	PCS

A	INITIAL RELEASE	2016.09.10		GENERAL TOLERANCES		SCALE: 1:1	NAME	DATE	<p>苏州伟聚电子科技有限公司</p>	PART.NO: W-HD00819-0A00X	
B	MODIFY DIMENSION AND PCB LAYOUT	2017.01.07		LINEAR	ANGLES	APPROVED					DWG.NO: W-HD00819-0A00X
C	Modify Dim. TOLERANCES	2018.07.03		0.0 ±0.30	X'REF ± 7'	DESIGNER					REV: C SHEET: 1/1
H	REVISION RECORD	DATE	UNIT: MM	0.00 ±0.20	X' ± 5'	DRAWN			TITLE: HDMI D TYPE 沉板2.45		
			SIZE: A4	0.000±0.10	X'X' ± 3'						